
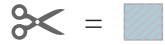


To create your snowflake masterpiece, simply cut along the lines to remove the blue shaded area.



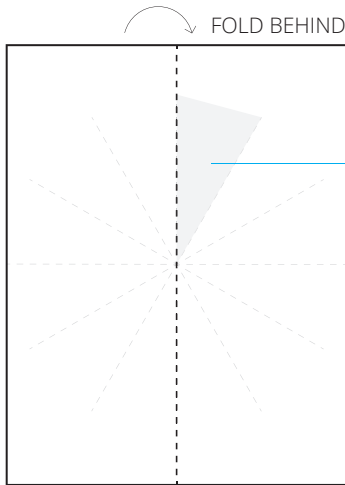
WARNING:

Practice safe snowflaking! To keep looking your holiday best, please avoid letting sharp blades come in contact with your skin.



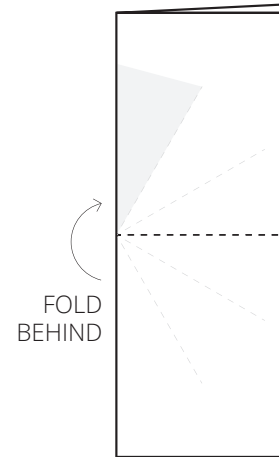
Follow these simple folding instructions to create a completely unique Winter Wonderland.

STEP 1

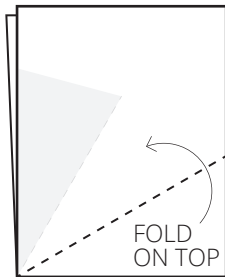


• KEEP SNOWFLAKE DESIGN VISIBLE ON TOP

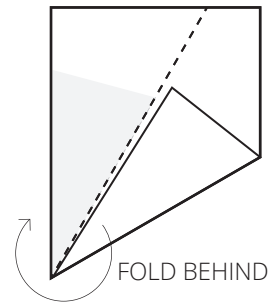
STEP 2



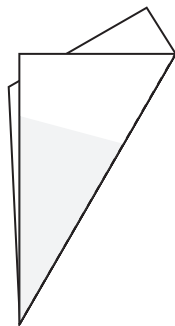
STEP 3



STEP 4



STEP 5



WARNING:

Practice safe snowflaking! To keep looking your holiday best, please avoid letting sharp blades come in contact with your skin.